


HOW TO TRANSFER MAILO LAND



STEP 1

- The Applicant must have in his/her possession:
- A Transfer form;
 - Two Consent forms;
 - Photocopy of the duplicate Certificate of Title;
 - Two authentic Passport photographs of the buyer and seller.



STEP 2


VALUATION DIVISION

The property or land is assessed at market value for purposes of the Applicant paying stamp duty which is 1%. The Applicant checks after 5 working days to collect assessment.



STEP 5


The Applicant presents identification documents and the photocopies to collect the duplicate Certificate of Title. The Applicant signs for the Title and the Photocopy is stamped 'Returned' on completion.



STEP 3

BANK

The Applicant pays the Stamp Duty and registration fees in the bank and gets a receipt and transfer form embossed by Uganda Revenue Authority (URA).



STEP 4

Submit all documentation together with the Duplicate Certificate of Title, Receipts and Photocopies of all documents to the Office of Titles. The Photocopy is stamped 'Received'. The Applicant is asked to check after 10 working days to collect the Title.



DOCUMENTS REQUIRED

- Duplicate Certificate of Title
- Set of Passport photographs
- Embossed Transfer form and Consent form duly witnessed and dated.
- General receipts of Payment

FEES PAID AT THE MINISTRY/ DISTRICT

- Stamp Duty = 1% of the value of the land
- Registration fees 10,000/= (Extra Plots 5,000/- each)
- Company seal attracts additional 5,000/=