



**Office of the Prime Minister**  
**The Government of Uganda**

---

## **PERFORMANCE OVERVIEW**

**OF**

**LANDS, HOUSING AND URBAN DEVELOPMENT  
SECTOR-FY2018/19**

**Presented During the Joint Sector Review**

**November, 2019**



1

**Introduction**

2

**Sector budget performance**

3

**Sector Outcome performance**

4

**Sector Output performance**

# **Presentation Content**

5

**Key Performance Result Areas**

6

**Performance Of Externally Funded Projects**

7

**Emerging issues and Recommendations**

8

**NEXT STEPS**


# 1.Introduction



- The sector comprises of the following institutions:
  - Ministry of Lands, Housing and Urban Development (MoLHUD)
  - Uganda Lands Commission (ULC)
- Lands sector is mandated to: *“ensure a rational: sustainable and effective use and management of land and orderly development of urban and rural areas as well as safe, planned and adequate housing for socio-economic development”*.
- The sector focuses on;
  - *Sustainable Land Use, Land Tenure Security, Affordable, Decent Housing and Organized Urban Development*

## 2. Sector Budget Performance



SECTOR	Overall Approved Budget (UGX Bn)	Overall Approved Budget (UGX Bn)	Overall Budget release (UGX Bn)	% of release spent	Remarks
	FY2017/18	FY2018/19	FY2018/19	FY2018/19	
Land, Housing & Urban Development	139.87	189.52	184.28	68%	Increase 

Source: MoFPED, 2018/19

- Funding improved as a result of supplementary budget towards catering for operations of the commission of inquiry into lands matters, Buganda Kingdom Claims and Compensation for Amuru Sugar works.

# 3. Sector Outcome Performance

#	SECTOR	FY2017/18	FY2018/19	Performance status
1.	Lands, Housing and Urban Dev't	33%	68%	Improvement

*SOURCE: MOFPED PBS REPORT, FY2018/19.*

**NOTE: The analysis of sector outcomes is based on annual outcome targets**

- Overall, there was improvement in outcome performance for Lands sector
- **Good progress was reported in:**
  - ✓ Improved land tenure security, and
  - ✓ Compliance to physical planning

## 4. Sector Output Performance

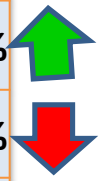
#	SECTOR	FY2017/18	FY2018/19	Performance status
1.	Lands, Housing and Urban Dev't	74%	65%	<b>Decline</b>

*SOURCE: MOFPED PBS REPORT, FY2018/19.*

- Overall, there was a decline in output performance for the sector
- Slow progress was due to:**
  - ✓ Limited resources that affected delivery on planned activities under the Lands Sector.

Table 2.1: Lands Performance Scorecard

Description	Lands Sector		
	2016/17	2017/18	2018/19
Outcome indicators achieved	50%	33%	68%
Output indicators achieved	64%	74%	65%
Overall budget release (UGX bn)	182.61	234.29	184.28
	-124.20%	-167.50%	-97.20%
% of release spent	65.80%	58.60%	68.00%
Overall approved budget (UGX bn)	147.002	139.87	189.52



Source: PBS Performance Reports FY2018/19

- Lands outcome performance increased from 33% FY2017 to 68% FY2018/19 implying 35% improvement performance.
- The improvement in outcome achievement was coupled with improved release budget expenditure observed at 68.0%.

## 4.2. Sector Output Performance...cont`d

Table 2.1: Lands Performance Scorecard (MDAs)

Description FY2018/19	Achieved	Moderately Satisfactory	Not Achieved	No Assessment	Denominator
Sector	65%	10%	25%	0%	17
MLHUD	80%	20%	0%	0%	15
ULC	50%	0%	50%	0%	2

Source: Pbs/Sector Performance Reports, 2018/19

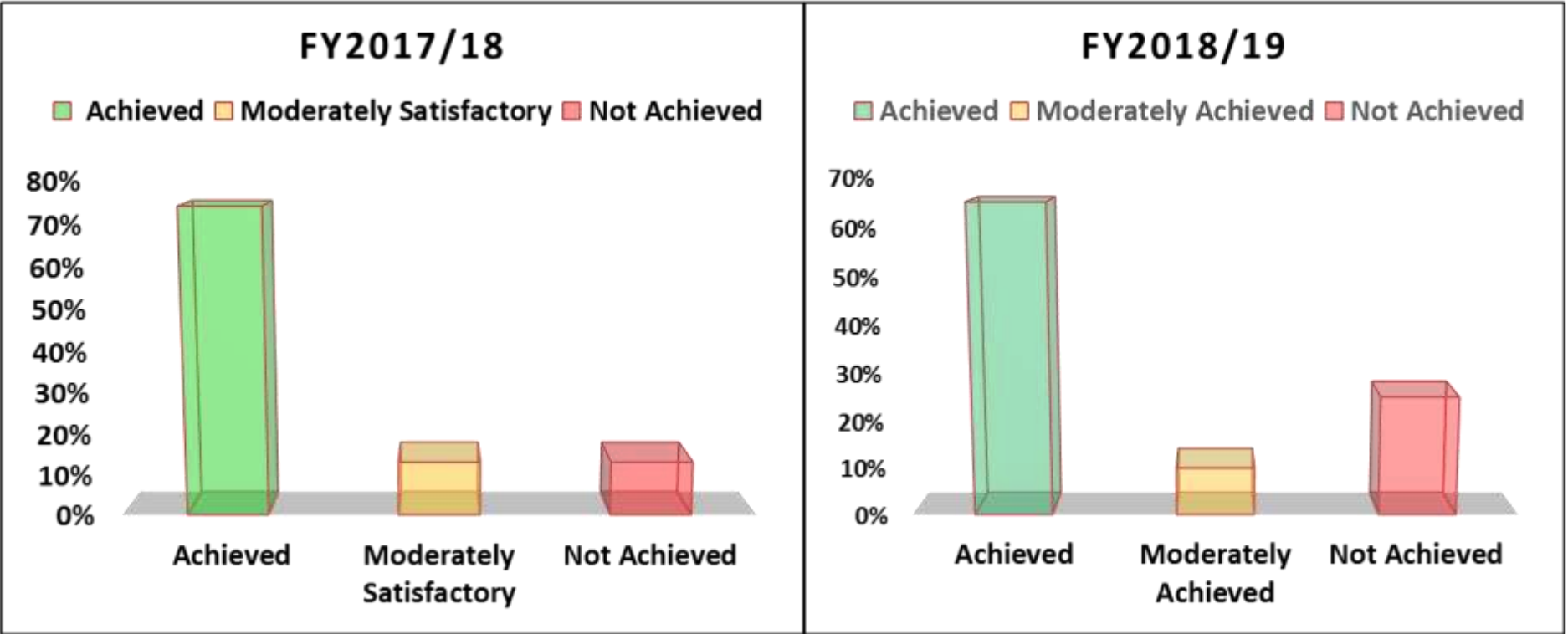
- **ULC needs to focus on addressing the challenges that led to the non-attainment of the 50% output indicators**

Description FY2017/18	Achieved	Moderately Satisfactory	Not Achieved	No Assessment	Denominator
Sector	74%	13%	13%	0%	21
MLHUD	47%	26%	26%	0%	19
ULC	100%	0%	0%	0%	2

Source: Pbs/Sector Performance Reports, 2017/18



Table 2.1: Lands Performance Scorecard (summary)



- Address the cross cutting decline of the sector output indicator performance FY2018/19 compared to FY2017/18.
- Alignment of sector performance indicators to reflect performance assessment of planned activities to cater for the increase in unachieved output indicators.

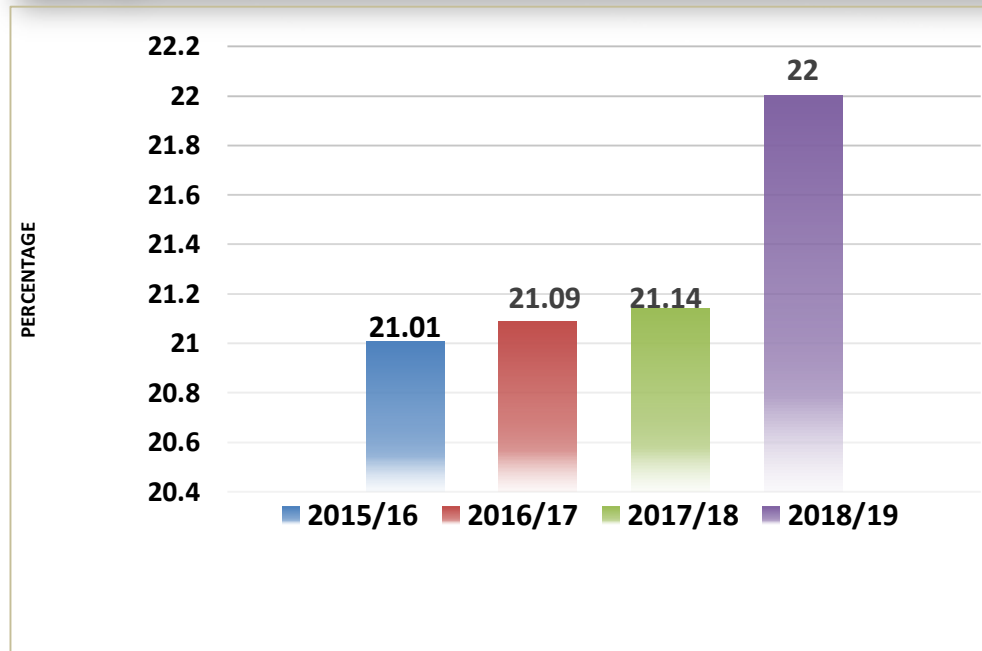


# KEY PERFORMANCE RESULT AREAS

# 5.1.Land Tenure Security



## Percentage Trend of Land Registration (2016–2019)



Source: PBS/MoLHUD submissions, 2016 - 2019

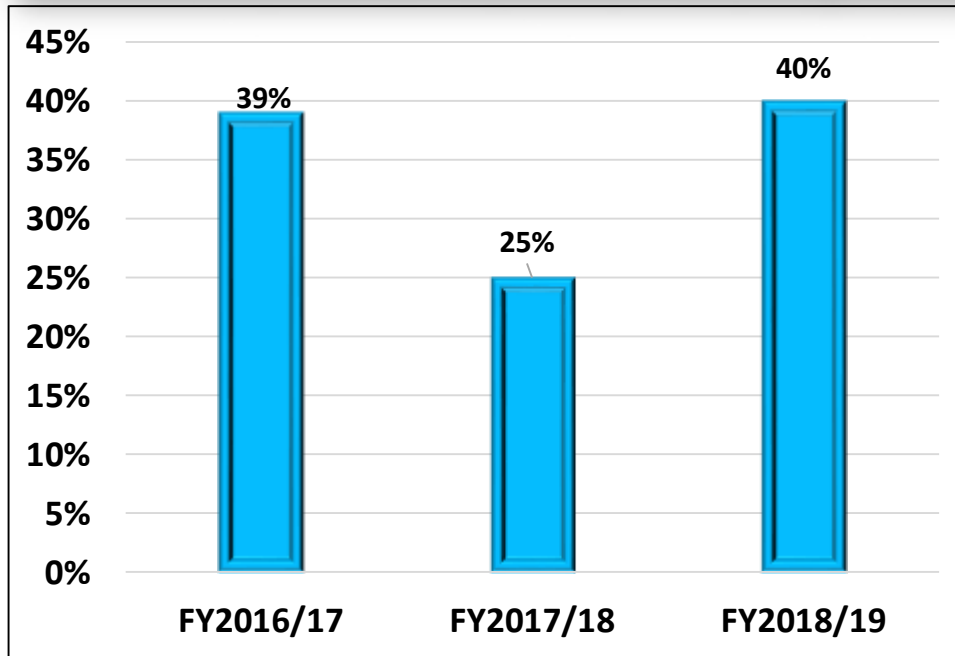
- ❑ A balanced increase in land registration over the years is observed.
- ❑ There was a 0.86% increase in Land Registration from **21.14%** in FY 2017/18 to **22%** in FY 2018/19

➤ Good performance was due to implementation of systematic demarcation program that increased the number of titles in the program areas.

## 5.2: Adequate Housing for Social Development



### Dissemination of National Housing Policy



Source: PBS/MoLHUD submissions FY2016/17- 2018/19

- There was a registered increase in the level of the dissemination of the National Housing policy by Ministry of Lands Housing and Urban Development from 25% in FY2017/18 to 40% in FY2018/19.

- Good performance was attributed to;
  1. The adoption of cluster dissemination method,
  2. Dissemination of electronic/soft copies among others.

## **PERFORMANCE OF EXTERNALLY FUNDED PROJECTS (LOANS)**

# PERFORMANCE OF EXTERNALLY FUNDED PROJECTS (LOANS)

2017



2019

## 6.2. Funding to Lands Sector (Externally Funded Projects)...cont`d

- **Assessment Scope:** Total of **4 loan projects** were assessed on progress made as at June 2019.
- **Funding:** GoU has accumulated external funding for projects under MLHUD worth **USD. 589.9 million** to finance the projects.
- **Funding partners:** The creditor institutions for all the projects in the World Bank (IDA).
- **Disbursement:** By June 2019, the average disbursement for the 4 loans was **43% (USD 252.5million)**
- By June 2019, 1 project\* worth USD. 150 million had been closed in December 31, 2018.
- An additional funding dubbed USMID-Additional Funding(USMID-AF) program has to date been extended to additional municipalities\*,4 new municipalities\* and Refugees hosting districts\*

*\*Uganda Support to Municipal Infrastructure Development (USMID) program.*

*\*Arua, Gulu, Lira, Soroti, Moroto, Mbale, Tororo, Jinja, Entebbe, Masaka, Mbarara, Kabale, Fort Portal and Hoima*

*\*Kitgum, Kasese, Kamuli, Mubende*

*• \*Adjumani, Moyo, Yumbe, Arua, Isingiro, Kiryandogo, Kamwenge and Lamwo*

## 6.4.Funding to Lands Sector (Externally Funded Projects)...cont`d

**Table 1: Performance Score Card for Sector Loan projects – Dec 2018 – June 2019**

#	Project name	LOAN Amount US\$ million	% Loan Period Covered	% Disbursed Dec 2018	% Disbursed June 2019	Fiscal Performance	Physical Rating
1	Uganda Support to Municipal Infrastructure Development-1(IDA) <i>(Date of effectiveness 25-2-14)</i>	150	110.2%	90%	92%	Moderately Satisfactory	On Track
2.	Uganda Support to Municipal Infrastructure Development-AF (IDA) <i>(Date of effectiveness 11-4-19)</i>	360	4.6	Project started April,2019	16%	Satisfactory	On Track
3.	Albertine Region Sustainable Development Project(IDA) <i>(Date of effectiveness 7-12-15)</i>	25	97.7%	32%	46%	Not Satisfactory	On Track
4	Competitive Enterprise Development Project(IDA) <i>(Date of effectiveness 24-2-14)</i>	54	105%	76%	87%	Moderately Satisfactory	On Track
	<b>TOTAL</b>	<b>589</b>	<b>110%</b>	<b>66%</b>	<b>43%</b>		





## 7. Emerging Issues and Recommendations



S/N	Issue	Recommended Action
1.	Inadequate fund releases Projects are declared effective but take longer without disbursement	<ul style="list-style-type: none"><li>❖ Release approved budgets (supplementary/budget cuts)</li><li>❖ Devise revenue generation mechanisms.</li></ul>
2.	Delayed project disbursements affecting data provision for analysis	<ul style="list-style-type: none"><li>❖ FastTrack disbursements for Competitive Enterprise Development Project(CEDP)</li><li>❖ and Albertine Region Sustainable Development Project(ARSDP)</li></ul>
3.	Slow progress on enactment of the Uganda Land Commission Law	Need for lobbying with all relevant stakeholders to push it.

## NEXT STEPS

- ❑ Strengthen the role of the sector in Private sector development;
- Issues arising from land wrangles
- Duplication of titles
- Ensuring land gazzated for industrial parks is not encroached on.
- ❑ Heavily invest in IT systems to easily check on the would be duplication of titles of ownership

- ❑ The sector through Uganda Land Commission should ensure government land is protected;
- Eg PACOB- It was noted that each MDA that owns land wants to title land on their own due to loss of trust in ULC.
- This is a huge cost to government if each MDA is allocated a separate budget to title their own land.

- ❑ In the next phase of planning under NDPIII, the sector should clearly map out the programs contributed to and strengthen inter and intra sectoral coordination



Thank  
you

